

SHP-S/SHP-TS Super

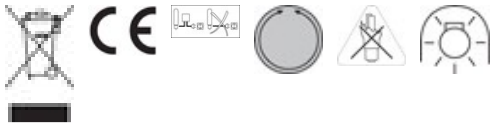
SA SHP-TS 600W E40 SLV

0020805



Range Features

- Patented new construction featuring the Sylvania Wound Ignition Antenna for the ultimate starting reliability throughout lamp life
- Exclusive frameless construction delivers superior system efficiency and improves lumen maintenance over life
- Exceptional reliability, offering 4 years service with over 95% lumen maintenance
- Super versions with high xenon pressure boost luminous efficacy up to 150 lm/W
- Offers increased lighting levels and an extended maintenance-free service life in all road and industrial applications



PRODUCT OVERVIEW

Lamp finish	clear
Lamp shape	tubular
Colour temperature (K)	2050
CRI (Ra)	20
Dimmable	Yes
EAN code	5410288208053
Energy class	A++
Cap/Base	E40
Type	SHP-TS
Watt (Nominal) (W)	600
Light colour	0
Ordering number	0020805
Efficacy (Rated) (lm/w)	150
Average life (Rated) (h)	32000
Luminous flux (Rated) (lm)	90000
Technology	HID
Voltage (V)	110

DATA TABLE

Optical data

Ambient temperature for maximum luminous flux (°C)	25
Colour temperature (K)	2050
CRI (Ra)	20
Light colour	0
Luminous flux (Nominal) (lm)	90000

SHP-S/SHP-TS Super SA SHP-TS 600W E40 SLV 0020805

Rated lumen maint. factor at 12000 h	0.91
Rated lumen maint. factor at 12000 h 50Hz	0.91
Rated lumen maint. factor at 16000 h	0.9
Rated lumen maint. factor at 16000 h 50Hz	0.9
Rated lumen maint. factor at 20000 h	0.89
Rated lumen maint. factor at 20000 h 50Hz	0.89
Rated lumen maint. factor at 2000 h	0.98
Rated lumen maint. factor at 2000 h 50Hz	0.98
Rated lumen maint. factor at 4000 h	0.96
Rated lumen maint. factor at 4000 h 50Hz	0.96
Rated lumen maint. factor at 6000 h	0.94
Rated lumen maint. factor at 6000 h 50Hz	0.94
Rated lumen maint. factor at 8000 h	0.93
Rated lumen maint. factor at 8000 h 50Hz	0.93
Luminous flux (Rated) (lm)	90000

General data

Average life (Nominal) (h)	32000
Control gear required	yes
Lamp finish	clear
Lamp shape	tubular
Dimmable	Yes
EAN code	5410288208053
Energy class	A++
Fixture rating	open
General application	Logistics and Industry; Outdoor
IEC Reference	IEC 60662
IEC Reference 2	IEC 62035
Intended purpose	General lighting
Cap/Base	E40
Lamp mercury content (mg)	32.4
Type	SHP-TS
Life T90	16000

SHP-S/SHP-TS Super SA SHP-TS 600W E40 SLV 0020805

Notes	<p>Sylvania SHP lamps can be dimmed with negligible impact on performance creating the potential for flexible light levels and reduced energy consumption.</p> <p>Dimming is supported on electronic square wave ballasts and magnetic systems that can maintain the open circuit voltage. Square wave operation is recommended.</p> <p>Dimming causes a reduction of light and some colour change. We advise to start the lamps at full power and to hold this for 15 minutes before reducing the power. To avoid extinguishing the power should be adjusted gradually taking a few minutes to reach the final dimming condition.</p> <p>Square wave dimming down to 50% of the rated power will have negligible impact on performance, dimming down to 35% of the rated power can affect lumen maintenance and colour appearance.</p> <p>Dimming by means of voltage on magnetic systems is not advised as this increases the chance of lamp extinguishing. Dimming by phase-cutting on magnetic systems is not allowed. Instant dimming on magnetic systems by adding an impedance is suggested down to 50% of the rated power but the average life can be reduced.</p>
Ordering number	0020805
Range features	<p>Patented new construction featuring the Sylvania Wound Ignition Antenna for the ultimate starting reliability throughout lamp life</p> <p>Exclusive frameless construction delivers superior system efficiency and improves lumen maintenance over life</p> <p>Exceptional reliability, offering 4 years service with over 95% lumen maintenance</p> <p>Super versions with high xenon pressure boost luminous efficacy up to 150 lm/W</p> <p>Offers increased lighting levels and an extended maintenance-free service life in all road and industrial applications</p>
Product name	SA SHP-TS 600W E40 SLV
Average life (Rated) (h)	32000
Rated survival factor at 12000 h	0.9
Rated survival factor at 12000 h 50Hz	0.96
Rated survival factor at 16000 h	0.79
Rated survival factor at 16000 h 50Hz	0.9
Rated survival factor at 20000 h	0.66
Rated survival factor at 20000 h 50Hz	0.81
Rated survival factor at 2000 h	1
Rated survival factor at 2000 h 50Hz	1
Rated survival factor at 4000 h	0.99
Rated survival factor at 4000 h 50Hz	1
Rated survival factor at 6000 h	0.98
Rated survival factor at 6000 h 50Hz	0.99
Rated survival factor at 8000 h	0.97
Rated survival factor at 8000 h 50Hz	0.99
Special purpose lamp	No

SHP-S/SHP-TS Super SA SHP-TS 600W E40 SLV 0020805

Technology	HID
Transformer required	no
Sales pack quantity	1
E-number FI	4845524

Electrical data

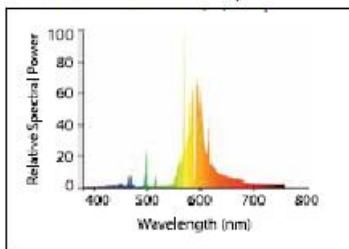
Current (A)	6
Ignition voltage (V)	0
kWh per 1000 hours burning time	660
Watt (Nominal) (W)	600
Efficacy (Rated) (lm/w)	150
Watt (Rated) (W)	600
Voltage (V)	110

Physical data

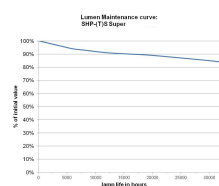
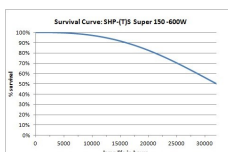
Max. Lamp Diameter (mm) - D	48
Lamp Length (mm) - C/L	292
Single packaging type	Box/Sleeve
Weight (kg)	0.18
Outer package dimensions (L x W x H) (cm)	28.00 x 23.00 x 33.00
Single package dimensions (L x W x H) (cm)	30.50 x 5.00 x 5.00

PHOTOMETRY

Sodium SHP-(T)S Super



TECHNICAL DRAWINGS



SHP-S/SHP-TS Super

SA SHP-TS 600W E40 SLV

0020805

